

Stylmaster™ Incandescent Luminaires

Enclosed and Gasketed

Attractively styled fixture with prismatic globe. UNILETS® for use with threaded metal conduit.

NEC:
Class I, Division 2, Groups A, B, C, D

CEC:
Class I, Division 2, Groups A, B, C, D
Class II, Division 1 and 2, Groups E, F, G
Class III
Enclosure 4X

Applications

- Enclosed and gasketed lighting fixtures for use in storage areas, tunnels, subways, chemical plants and other areas where moisture, dirt or corrosive atmospheres are a problem.
- Suitable for use in wet locations.
- Standard fixtures designed for 60 to 300 Watt medium base incandescent lamps.
- Pendant, feed-thru, ceiling, stanchion and wall mounts available.
- Ventilated steel reflectors with white porcelain finish are available for standard applications. Fiberglass reinforced polyester reflectors are designed for installations where fixture is subject to severe corrosive conditions or vandalism.

Features

- Modern styling, with clean-line mounting hood and prismatic glass globe, plus optional guard.
- Prismatic globe, furnished as standard, eliminates glare and distributes light evenly.
- Globe seats firmly against composition gasket in mounting hood to keep out dirt and moisture. Full threads eliminate "cross threading."
- Fixture is complete with gaskets and socket. Socket is shock-absorbing to prolong lamp life and can be easily removed for wiring without tools.
- Porcelain socket construction assures long trouble-free operation in high ambient installations.
- Both porcelain steel and polyester reflectors are secured to mounting hoods with screws (furnished).
- Guards have exclusive snap-on attachment feature for quick installation and fast servicing.
- Choice of reflector styles:
 - (1) steel reflector with white porcelain enamel in standard dome and 30° angle
 - (2) fiberglass reinforced polyester reflector in standard dome and 30° angle.
- Maximum input voltage 277 V (suitable for DC applications).

Standard Materials

- Mounting hoods: copperfree (4/10 of 1% max.) aluminum
- Guards: pressure cast copperfree (4/10 of 1% max.) aluminum
- Reflectors: porcelain steel or fiberglass reinforced polyester
- Socket: porcelain with brass screw shell
- Globes: prismatic glass

Standard Finishes

- Mounting hoods and guards: epoxy powder coat
- Steel reflectors: baked white porcelain enamel
- Fiberglass reinforced polyester reflectors: natural finish
- Socket and globes: natural finish

Options

- To order fixture with other than standard clear glass globe, add suffix letters to catalog number as indicated in table, and adjust difference in price.

Color	Glass Globe	Plastic Globe
Amber	-AM	-PAM
Blue	-BL	-PBL
Green	-GR	-PGR
Red	-RE	-PRE
Clear Heat-Resistant	-HR	—



Illustrated Features



Mounting Hood

Pendant style shown has setscrew to prevent fixture stem from turning. Other styles include stanchion, ceiling and wall mounting.



Shock-Absorbing Medium Base Socket

Spring absorbs vibration to prolong lamp life. Porcelain construction for trouble-free operation in high ambient installations.



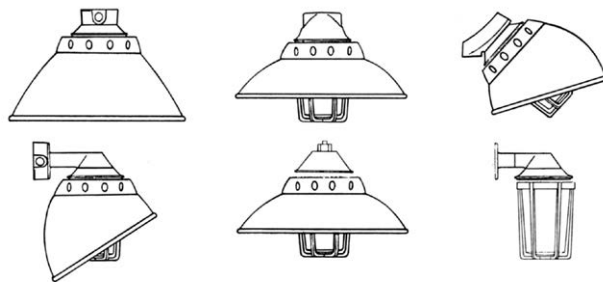
Globe

Attractive, tapered prismatic glass globes for glare elimination and uniform light distribution. Colors available – also vandal-resistant plastic globes. Globe seats firmly against gasket to exclude moisture, dirt and vapors.

Guard

Snap-on guards (and reflectors) – simply snap-in and twist. Spring action balls snap into detents of fixture body.

Guard and Reflectors



NEC/CEC Certifications and Compliances

- UL Standard: UL 1598, UL 844
- UL Listed: E10444
- CSA Standard: C22.2 No. 250, C22.2 No. 137
- CSA Certified: 025428

Stylmaster™ Incandescent Luminaires

Enclosed and Gasketed

Attractively styled fixture with prismatic globe. UNILETS® for use with threaded metal conduit.

NEC:
Class I, Division 2, Groups A, B, C, D

CEC:
Class I, Division 2, Groups A, B, C, D
Class II, Division 1 and 2, Groups E, F, G
Class III
Enclosure 4X

Class I, Division 2, Groups A, B, C, D

Fixture is suitable for Class I, Division 2 where the fixture operating temperature does not exceed the ignition temperature of the atmosphere in which fixture is installed.

“T” Numbers Represent the Maximum Lamp Temperature for Class I, Division 2 Locations

Supply Wire: +200 °C (+392 °F)

“T” Number	T1	350	325	T2	T2A	T2B	T2C	T2D	T3	T3A	T3B	T3C	T4	T4A	T5	T6
Temp. Range (°C)	351-450	326-350	301-325	281-300	261-280	231-260	216-230	201-215	181-200	166-180	161-165	136-160	121-135	101-120	86-100	85
Temp. Range (°F)	664-842	619-662	574-617	538-572	502-536	448-500	421-446	394-419	358-392	331-356	322-329	277-320	250-275	214-248	187-212	185

Class I, Division 2, Groups A, B, C, D

Reflector	VPGL-1HR (60-200 W)				VPGL-2HR (200-300 W)			
	A-21 100 W	A-21 150 W	A-23 200 W	A-23 200 W	PS-25 200 W	PS-30 200 W	PS-25 300 W	PS-30 300 W
None	T3	T2D	T2C	T2C	T2C	T2C	325	325
Standard Dome	T2D	T2D	T2B	T2B	T2B	T2C	325	325
30° Angle	T2D	T2C	T2B	T2B	T2B	T2B	325	325

Fixture Ambient Suitability:

Areas	°F	°C
Non-Classified	392	200
Classified	104	40

Fixture Ambient Suitability:

Class II, Groups E, F, G; Class III; Enclosure 4X

Fixture	Watts
A-23	60 to 300
PS-30	60 to 300









Stylmaster™ Incandescent Luminaires

Enclosed and Gasketed

Attractively styled fixture with prismatic globe. UNILETS® for use with threaded metal conduit.

NEC:
Class I, Division 2, Groups A, B, C, D

CEC:
Class I, Division 2, Groups A, B, C, D
Class II, Division 1 and 2, Groups E, F, G
Class III
Enclosure 4X

Without Guard	With Guard	Type	Lamp Watts	Hub Size (Inches)	NEC Catalog Numbers		CEC Catalog Numbers	
					With Globe and Guard	With Globe Only	With Globe and Guard	With Globe Only
Pendant – 3/4" tapped opening – Furnished with 3/4" to 1/2" reducer								
		A-23	60-200	1/2 or 3/4	VPA1075G	VPA1075	VCA1075G	VCA1075
		PS-30	200-300	1/2 or 3/4	VPA2075G	VPA2075	VCA2075G	VCA2075
Ceiling – Five Tapped Openings – With mounting lugs and four close-up plugs								
		A-23	60-200	1/2	VPX1050G	VPX1050	—	—
				3/4	VPX1075G	VPX1075	VCX1075G	VCX1075
		PS-30	200-300	1/2	VPX2050G	VPX2050	—	—
				3/4	VPX2075G	VPX2075	VCX2075G	VCX2075
Ceiling – Outlet Box Mounting – Fits SEH ① or VPJB cast outlet box, or 4" octagonal outlet box – Furnished with screws and gasket – Octagonal outlet boxes for non-classified areas only								
		A-23	60-200	3/4	VPOB10G	VPOB10	VCOB10G	VCOB10
		PS-30	200-300	3/4	VPOB20G	VPOB20	VCOB20G	VCOB20
45° Stanchion – 1-1/4" Conduit								
		A-23	60-200	1-1/4	VPAN10125G	VPAN10125	VCAN10125G	VCAN10125
		PS-30	200-300	1-1/4	VPAN20125G	VPAN20125	VCAN20125G	VCAN20125

① Order SEH box from catalog Fittings Section, 4" octagonal steel boxes from the Commercial Products Section and VPJB cast box from this Section.









Stylmaster™ Incandescent Luminaires

Enclosed and Gasketed

Attractively styled fixture with prismatic globe. UNILETS® for use with threaded metal conduit.

NEC:
Class I, Division 2, Groups A, B, C, D

CEC:
Class I, Division 2, Groups A, B, C, D
Class II, Division 1 and 2, Groups E, F, G
Class III
Enclosure 4X

Without Guard	With Guard	Type	Lamp Watts	Hub Size (Inches)	NEC Catalog Numbers		CEC Catalog Numbers	
					With Globe and Guard	With Globe Only	With Globe and Guard	With Globe Only
Wall – Body includes outlet box with five tapped openings – With mounting lugs and four close-up plugs								
		A-23	60-200	1/2	VPWB1050G	VPWB1050		
				3/4	VPWB1075G	VPWB1075	VCWB1075G	VCWB1075
		PS-30	200-300	1/2	VPWB2050G	VPWB2050		
				3/4	VPWB2075G	VPWB2075	VCWB2075G	VCWB2075
Wall – Outlet Box Mounting – Fits SEH ① or VPJB cast outlet box, or 4” octagonal outlet box – Furnished with screws and gasket – Octagonal outlet boxes for non-classified areas only								
		A-23	60-200		VPOBW10G	VPOBW10	VCOW10G	VCOW10
		PS-30	200-300		VPOBW20G	VPOBW20	VCOW20G	VCOW20
Wall – Outlet Box Mounting with Side Hubs – With two side hubs and one close-up plug								
		A-23	60-200	3/4	—	—	VCW1075G	VCW1075
		PS-30	200-300	3/4	—	—	VCW2075G	VCW2075

① Order SEH box from catalog Fittings Section, 4” octagonal steel boxes from the Commercial Products Section and VPJB cast box from this Section.









Stylmaster™ Incandescent Luminaires

Enclosed and Gasketed

Attractively styled fixture with prismatic globe. UNILETS® for use with threaded metal conduit.

NEC:
Class I, Division 2, Groups A, B, C, D

CEC:
Class I, Division 2, Groups A, B, C, D
Class II, Division 1 and 2, Groups E, F, G
Class III
Enclosure 4X

	Description	Hub Size (Inches)	Catalog Numbers	
			NEC	CEC
Pendant				
	Furnished with setscrew, 3/4" to 1/2" reducer for 1/2" stem, medium base socket.		VPA75	VCA75
Ceiling – Five Tapped Openings				
	Four close-up plugs	1/2	VPX50	VCX50
		3/4		VCX75
45° Stanchion				
		1-1/4	VPAN125	VCAN125
Wall – Five Tapped Openings in Outlet Box ①				
	Four close-up plugs	1/2	VPWB50	—
		3/4	VPWB75	—
Cast Outlet Box Only – Five Tapped Openings				
	Four close-up plugs. No socket. Fits VPOB, VPOBW and VPWB.	1/2	VPJB50	VCJB50
		3/4	VPJB75	VCJB75
Ceiling – For Outlet Box				
	(Octagonal outlet boxes for non-classified areas only) Fits SEH or VPJB cast outlet box, or 4" octagonal outlet box. With screws and gasket.		VPOB1	VCOB1
Wall – For Outlet Box ①				
	(Octagonal outlet boxes for non-classified areas only) Fits SEH or VPJB cast outlet box, or 4" octagonal outlet box. With screws and gasket.		VPOBW1	VCOBW1
Wall – Outlet Box Mounting with Side Hubs – With two side hubs and one close-up plug				
	(Octagonal outlet boxes for non-classified areas only)	3/4	—	VCB75

① Use 30° angle reflectors for wall installations – center line of fixture must be located at least 5-3/4" away from wall. Has four 3/16" dia. mounting holes located 90° apart on a 3-1/2" dia. center.

Stylmaster™ Incandescent Luminaires

Enclosed and Gasketed

Attractively styled fixture with prismatic globe. UNILETS® for use with threaded metal conduit.

NEC:
Class I, Division 2, Groups A, B, C, D

CEC:
Class I, Division 2, Groups A, B, C, D
Class II, Division 1 and 2, Groups E, F, G
Class III
Enclosure 4X

			Catalog Numbers				
			Type	Lamp Watts	Color	Glass	Polycarbonate
Glass and Polycarbonate Globes ①							
<p>Glass Globe (VPGL-1HR) Polycarbonate Globe (VPGL-2PL)</p>	A-23	60-200		Clear	—	VPGL-2PL	
				Clear Heat-Resistant	VPGL-1HR	—	
				Amber	VPGL-1AM	VPGL-2AMPL	
				Blue	VPGL-1BL	VPGL-2BLPL	
				Green	VPGL-1GR	VPGL-2GRPL	
				Red	VPGL-1RE	VPGL-2REPL	
Glass Globes							
<p>Glass Globe (VPGL-2HR)</p>	PS-30	200-300		Clear	—	—	
				Clear Heat-Resistant	VPGL-2HR	—	
				Amber	VPGL-2AM	—	
				Blue	VPGL-2BL	—	
				Green	VPGL-2GR	—	
				Red	VPGL-2RE	—	
Coated Tuff-Skin® ② Glass Globes Contains globe safely even if glass is broken							
<p>VPGL-2HRT</p>			Heat-Resistant		VPGL-2HRT	—	
			Type	Lamp Watts	Catalog Numbers		
					NEC	CSA	
Guards							
<p>VPGU-1 VPGU-2</p>	A-23	60-200			VPGU-1	VCFGU-1	
	PS-30	200-300			VPGU-2	VCFGU-2	
Replacement Porcelain Shock-Absorbing Sockets							
<p>Medium Base</p>	A-23	60-200			VPLR-123	VCLR-1	
	PS-30	200-300					
Replacement Gasket for Globes							
<p>Globe Gasket</p>			Neoprene – for all Stylmaster globes		VPGL-GK	VCGL-GK	

① Shatter-resistant for use in food processing plants, canneries, dairies, breweries, bakeries or anywhere broken glass would prove a hazard. Ideally suited for areas where vandalism, high replacement and high maintenance costs are a problem. CAUTION: Use maximum 200 W lamp less reflector, 100 W max. with reflector or colored globe. Do not use in ambients exceeding 25 °C/77 °F. For burning in vertical base-up position only.

② Registered trademark of Thomas Manufacturing Corporation, Parkton, Md.



Stylmaster™ Incandescent Luminaires

Enclosed and Gasketed

Attractively styled fixture with prismatic globe. UNILETS® for use with threaded metal conduit.

NEC:
Class I, Division 2, Groups A, B, C, D

CEC:
Class I, Division 2, Groups A, B, C, D
Class II, Division 1 and 2, Groups E, F, G
Class III
Enclosure 4X

	Description	Catalog Number	
		Porcelain Steel	Polyester
	Standard Dome Reflector	LPR-25ST	LPRP-25ST
	30° Angle Reflector	LPR-25AN	LPRP-25AN

Weights

Typical Mounting Hoods							
Pendant	kg (lb)	Ceiling	kg (lb)	Wall	kg (lb)	Stanchion	kg (lb)
VPA75	0.9 (1.98)	VPX75	0.9 (1.98)	VPOBW10	1.4 (3.09)	VPAN-125	1.4 (3.09)
VCA75		VCX75		VCOBW10		VCAN-125	

Globes and Guards					Reflectors			
Type	Globe	kg (lb)	Guard	kg (lb)	Standard Dome	kg (lb)	30° Angle	kg (lb)
60-200 W	VPGL-1	0.9 (1.98)	VPGU-1	0.5 (1.10)	LPR-25ST	1.4 (3.09)	LPR-25AN	0.9 (1.98)
200-300 W	VPGL-2	1.4 (3.09)	VPGU-2	0.5 (1.10)	LPRP-25ST	0.9 (1.98)	LPRP-25AN	0.9 (1.98)

Stylmaster™ Incandescent Luminaires

Enclosed and Gasketed

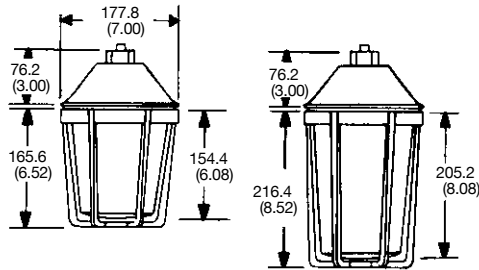
Attractively styled fixture with prismatic globe. UNILETS® for use with threaded metal conduit.

NEC:
Class I, Division 2, Groups A, B, C, D

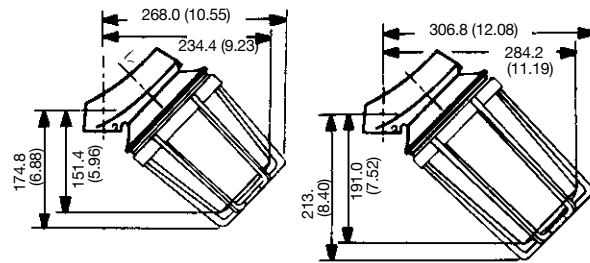
CEC:
Class I, Division 2, Groups A, B, C, D
Class II, Division 1 and 2, Groups E, F, G
Class III
Enclosure 4X

Dimensions in Millimeters (Inches)

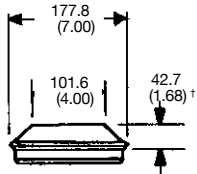
Pendant Mount ①



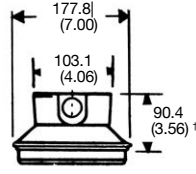
45° Stanchion Mount ②



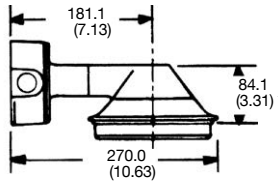
Ceiling Outlet Box Mount



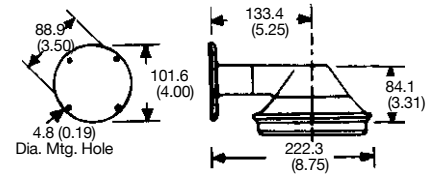
Ceiling Mount for Junction Box



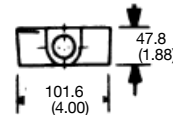
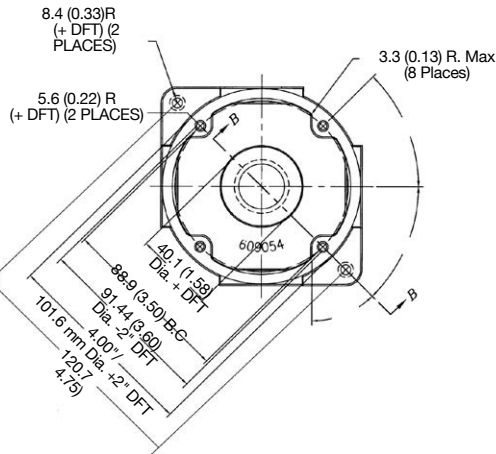
Wall Mount with Junction Box



Wall Outlet Box Mount



Junction Box Mounting Body



① Height of hood is measured to bottom of flange. Height of globe and guard is from bottom of flange.
② Dimensions of angle are from center of pipe. Height is measured from pipe stop in stanchion hood.

Stylmaster™ Incandescent Luminaires

Enclosed and Gasketed

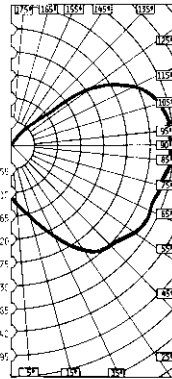
Attractively styled fixture with prismatic globe. UNILETS® for use with threaded metal conduit.

NEC:
Class I, Division 2, Groups A, B, C, D

CEC:
Class I, Division 2, Groups A, B, C, D
Class II, Division 1 and 2, Groups E, F, G
Class III
Enclosure 4X

Photometric Data

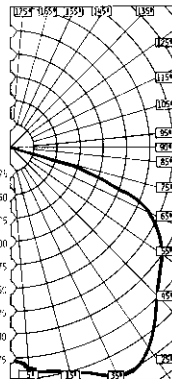
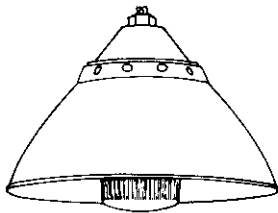
Without Reflector



Effective Floor Cavity Reflectance (Rfc) is 20%

% Ceiling Rcc	Rw	Effective Floor Cavity Reflectance (Rfc) is 20%															
		80		70		50		30		10		0					
% Walls		50	30	10	50	30	10	50	30	10	50	30	10	0			
ROOM CAVITY RATIOS	1	.739	.689	.645	.684	.640	.598	.583	.548	.517	.489	.464	.439	.404	.384	.365	.322
	2	.618	.548	.489	.572	.509	.456	.484	.435	.391	.403	.365	.331	.329	.299	.273	.234
	3	.527	.449	.386	.487	.416	.360	.411	.355	.308	.340	.297	.259	.275	.240	.210	.176
	4	.460	.378	.316	.425	.351	.294	.358	.299	.253	.297	.250	.212	.239	.202	.172	.140
	5	.398	.319	.258	.370	.296	.240	.313	.252	.206	.258	.209	.172	.208	.169	.138	.110
	6	.353	.273	.216	.325	.253	.199	.274	.215	.170	.227	.178	.141	.183	.143	.112	.087
	7	.312	.234	.181	.288	.216	.167	.242	.183	.141	.199	.152	.116	.161	.122	.092	.069
	8	.279	.204	.152	.257	.189	.142	.217	.161	.120	.180	.133	.099	.144	.106	.077	.056
	9	.251	.179	.130	.232	.166	.121	.196	.141	.102	.162	.116	.083	.130	.092	.065	.045
	10	.226	.157	.112	.208	.146	.104	.177	.124	.087	.146	.102	.070	.118	.081	.054	.037

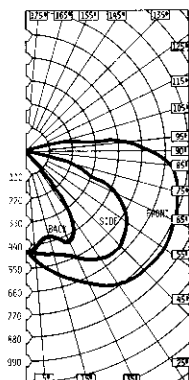
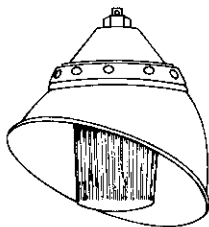
Standard Dome



Effective Floor Cavity Reflectance (Rfc) is 20%

% Ceiling Rcc	Rw	Effective Floor Cavity Reflectance (Rfc) is 20%															
		80		70		50		30		10		0					
% Walls		50	30	10	50	30	10	50	30	10	50	30	10	0			
ROOM CAVITY RATIOS	1	.777	.747	.719	.759	.731	.706	.724	.701	.681	.693	.676	.658	.666	.650	.636	.620
	2	.679	.631	.589	.665	.620	.583	.636	.599	.566	.610	.580	.552	.587	.561	.537	.521
	3	.593	.534	.486	.581	.525	.481	.557	.510	.471	.535	.495	.461	.514	.480	.451	.435
	4	.523	.459	.409	.513	.453	.405	.492	.440	.398	.473	.428	.391	.456	.416	.384	.367
	5	.459	.391	.340	.449	.385	.337	.433	.376	.334	.416	.366	.328	.401	.358	.323	.307
	6	.406	.337	.289	.397	.333	.285	.382	.325	.282	.368	.317	.278	.356	.310	.274	.259
	7	.359	.291	.246	.352	.287	.242	.339	.279	.238	.326	.274	.235	.316	.269	.232	.217
	8	.323	.257	.211	.316	.254	.210	.305	.248	.208	.295	.243	.205	.284	.238	.203	.188
	9	.291	.227	.182	.286	.223	.182	.275	.219	.180	.266	.214	.178	.257	.210	.175	.161
	10	.262	.200	.159	.257	.199	.159	.249	.194	.157	.240	.190	.154	.234	.187	.152	.140

30° Angle



Photometric data shown on this page is based on a 200 Watt A-23 lamp and is representative of the performance for all Stylmaster incandescent fixtures. For candlepower values of fixtures with other lamps, multiply the given candlepower values by the following multipliers: for 75 W A19 – 0.31; for 100 W A19 – 0.45; for 150 W A21 – 0.75; and for 300 W PS25 – 1.65. For candlepower values of fixtures with guard, multiply by 0.90.